

A photograph of a beach with waves and a surfboard. The image shows a sandy beach in the foreground with gentle waves washing onto the shore. A surfboard with a white body and a bright blue deck is lying on the sand. The sky is a clear, pale blue.

## Part 1: Leisure and travel





In Part 1: Leisure and travel, there are five units (1 Free time, 2 TV, 3 Food, 4 Transport, 5 Holidays). You will:

- watch and listen to some IGCSE students talking about each unit's topic, and about the opening part of the IGCSE speaking exam;
- think about and discuss what the students said;
- read a variety of texts about apps, television, fast food, methods of transport, and different types of holidays;
- listen to people talking about their travel experiences, and a special kind of taxi;
- practise various exam skills: skimming and scanning, writing for purpose, asking and answering personal questions, and listening.

Before you start Part 1, look at the picture on these pages:

- a In which country was the picture taken? Why do you think this?
- b How similar or different is the picture to where you live?
- c What has the boy in the picture just done, or what is he about to do?
- d Have you ever done this activity? If not, would you like to? Why?
- e Imagine you are messaging a friend. How would you describe the picture to them?

# Unit 1: Free time Focus on reading: skimming and scanning

## Learning objectives

In this unit you will:

- watch a video of students talking about their free time, and discuss what they say
- read an advertisement about apps and answer questions on it
- think about the best strategies for providing short answers to questions
- read an online advertisement for a webzine for teenagers and answer questions on it
- practise speaking about your preferences and making suggestions

## A Watch, listen and talk

- 1 Watch and listen to some IGCSE students talking about their **free time**.
  - a Make a note of **three** things that they enjoy doing, and **three** things that they do not enjoy doing in their free time.
  - b Talk to your partner(s) about the things that **you** like and do not like doing in **your** free time.



4

## B Speaking and vocabulary

- 1 What do these pictures show? Discuss your ideas with a partner and write down **at least five** words or phrases that you think of.

**Example:** *people enjoying themselves*





- 2 Complete the table with things that you enjoy and don't enjoy doing. Use the pictures above and your ideas from the **Watch, listen and talk** activity. There are two examples. Compare your list with your partner's. Are they the same or different?

Enjoy	Don't enjoy
watching films on TV	tidying my room
_____	_____
_____	_____
_____	_____
_____	_____
_____	_____



**LANGUAGE TIP**

Remember that the verbs *enjoy* and *dislike* are both followed by *-ing* **NOT** *to*

**Example:** *I enjoy watching movies on TV, but I dislike tidying my room.* ✓

**NOT** *I enjoy to watching movies on TV, but I dislike to tidying my room.* ✗

**NOT** *I enjoy to watch movies on TV, but I dislike to tidy my room.* ✗

Complete the exercises in your **Workbook**.



**TOP TIP**

**Skimming** and **scanning** are two very different strategies for *speed reading*. They each have a different purpose, and they are not meant to be used all of the time.

**Skimming** is used to quickly identify the main ideas of a text and is done at a speed three to four times faster than normal reading.

**Scanning** is a technique you often use when searching for key words or ideas. In most cases, you know what you're looking for, so you concentrate on finding a particular answer. Scanning involves moving your eyes quickly down the page looking for specific words and phrases. Remember that it is usually not necessary to read and understand every word in a text to find the answers to questions.

**C** **Reading**

- Discuss these questions with a partner.
  - When you want to find something quickly in a text, how do you read it? Which reading skills do you use?
  - When you read something for pleasure, such as a book or a magazine, do you read it in the same way as you read a school Chemistry textbook?
  - What other ways are there to read a text?
- Look at the advertisement for Datasource products. Answer these two questions. You have ten seconds!
  - How many different products are advertised?
  - Which product is the most expensive?
- Which reading skill or skills did you use to answer Activity C2? Did you read every word in the text? Did you read quickly or slowly?



New apps available to download now  
 from **Datasource.com!**

**Datasource**



**Datasource Puzzle Finder** – special discount price of \$1  
 (normal download price: \$2 – save 50%!)

This amazing app is the one that sold a million in a month in the USA! If you're a puzzle lover, now's your chance to get the most up-to-date app for finding literally hundreds of online puzzles.



**Datasource Photo Squeeze** – discount price of \$2 (normal download price: \$6 – save 66%!)

Now you can create your own amazing images using Photo Squeeze! Take a pic using your smartphone or tablet and then squeeze it into something awesome.



**Datasource Trainer** – amazing price – it's FREE! (normal download price: \$2 – save 100%!)

If you are into keeping fit, you need this incredible app right now! Download onto your smartphone and keep track of your fitness level. This app will even tell you when you're not running fast enough!



**Datasource NewsFeed** – discount price of \$6 (normal download price: \$8 – save 25%!)

Keep in touch with what's going on in the world by using this fantastic app! NewsFeed will keep you informed about whatever you choose – sports, entertainment, music ... for up to 60 free minutes every day!



**Datasource My Movies** – discount price of \$3 (normal download price: \$6 – save 50%!)

This incredible app stores a list of your favourite movies and lets you know about new releases. My Movies also lets you share your list with your friends.



**Datasource Comic Fun** – discount price of \$1 (normal download price: \$4 – save 75%!)

Everyone loves comics and this delightful but simple app gives you access to a huge number of titles. And for all you language learners, there are **five** languages to choose from!

### \$5 OFFER!

You can save even more by signing up to the Datasource loyalty scheme. Download a minimum of **three** apps today and get a voucher for **\$5** to use on your next purchase. You also get a 21-day money-back, no-questions-asked guarantee on all our apps, a monthly digital newsletter, and a membership card and number.

- 4 Answer the following question. Do **not** write anything yet.  
Which product has the biggest percentage reduction?
- 5 Which of the following is the best answer to the question in Activity C4? Is more than one answer possible? If so, why?
- Datasource Trainer has the biggest percentage reduction.
  - The product with the biggest percentage reduction is Datasource Trainer.
  - It's Datasource Trainer.
  - Datasource Trainer.
  - Trainer.
- 6 With your partner, ask and answer the following questions. Do **not** write anything yet.
- How many products have a normal download price of less than \$5?
  - How can you save an additional \$5?
  - Which product offers the smallest cash saving?
  - How many Datasource Puzzle Finder apps were sold in a month in the USA?
  - Give **three** advantages of joining the Datasource loyalty scheme.
  - Which product offers you 60 minutes free of charge?
  - Which product is available in different languages?
- 7 Write the answers to the questions in Activity C6. Exchange your answers with a different pair and check them. Use the **Top Tip** to help you.
- 8 Have a quick look at the second text, *You Write!* Where might you find a text like this? Why? Choose one or more from the list.

a dictionary an email a newspaper a comic a TV magazine a children's magazine  
a blog a shop window a leaflet an encyclopaedia a website

- 9 What is the best strategy for addressing short-answer questions? Put the following points into a logical order. Be prepared to explain your order.
- Search likely sections of the text.
  - Read the question.
  - Underline the key word/s.
  - Ask yourself what information the question is asking for.
- 10 Look at these questions based on the *You Write!* webzine. Do **not** write anything yet. Find and note down the key word/s in each question.
- Who is *You Write!* for?
  - When can you read the next publication?
  - How many sections are there in the webzine?
  - What is the maximum number of words for a creative story?
  - If something has made you angry, for which section should you write?
  - Which section does **not** tell you how many words to write?
  - After you have finished your writing, what do you have to do?
  - How long can the title for your writing be?
  - If you select the final box, what will you **not** receive?
- 11 Now write the answers to the questions in Activity C10. Keep your answers short, but remember to include all the information that the questions ask for. Exchange your answers with a partner and check them.

**TOP TIP**

Often, you do not need to write full sentences for your answers. Sometimes a single word, a few words, or even a number, will be enough. However, you must show that you have understood the question and you must provide all of the information required. If you are writing numbers, be careful to spell them correctly. Also, if the answer is a quantity, make sure you include a symbol or a unit of measurement – for example \$35, 10 kilometres, 2 hours.

**TOP TIP**

Notices, leaflets, signs, advertisements and timetables can contain a lot of information in various formats. The best strategy for answering questions on sources like these is to decide which word or words in the question will lead you to the place in the text that contains the answer. These words are called *key words*.



## Cambridge IGCSE English as a Second Language

# You Write!



The amazing and unique\* online webzine for teenagers who want to share their writing!

Send us your writing by 30th June for a chance to see it in the next issue (publication date 31st July) of **You Write!**

Choose which section you want your work to appear in: **MY STORY**, **MY POEM**, **MY OPINION**, **MY REPORT**

### MY STORY:

For those of you with a story to tell, this is the section for you! We will consider your funny or serious, original\*, creative stories up to a maximum of 275 words.

### MY POEM:

What has inspired you to write a poem? An interesting person? An unusual place? A funny pet? Extreme weather? Send us up to 25 lines of your inspired writing in order to be considered for this section.

### MY OPINION:

Use this section if you want to get something off your chest! Has something annoying happened that makes you want to put pen to paper? If you are feeling particularly angry, upset, or even happy about something, share your opinion by writing no more than 200 words.

### MY REPORT:

Seen or heard something interesting locally that you want to tell others about? Perhaps a new cinema has opened in your town, or your local team won its most recent match? Maybe you want to write about something that you were personally involved in, such as a music or drama festival? Send us your report, up to 275 words.

## What do I do next?

Complete and submit the form below. You **must** do this electronically. Do not forget to attach your piece of writing!

UPLOAD YOUR  
ARTICLE

SUBMIT

First name:

Family name:

Email:

Age last birthday:

Name of school:

Which section are you writing for? Please select.

My Story  My Poem  My Opinion  My Report

Title for your writing (maximum **FIVE** words): \_\_\_\_\_

Number of words: \_\_\_\_\_

I have my parent's/guardian's permission to submit my writing to **You Write!** Please select **YES** **NO**

**Data Protection Act:** Sometimes we may wish to send you information about other products that we feel may be of interest to you. Select this box if you do **NOT** wish to receive such information

Need to contact us? [Click here](#) or email us: info@youwrite.eu

\*See the **WORD TIP** in **Section D**.

## D 🎧 Language focus: adjective + noun

- Notice the use of adjectives in the two texts you have read in this unit:  
*amazing app up-to-date app amazing online webzine creative stories*
  - Copy and complete this sentence.  
*Adjectives are used to provide..... about..... In English, adjectives usually come..... the noun.*
  - What happens in **your** language? What is the usual order for adjectives and nouns?
- Quickly read through the two texts in Section C again. Find **at least three** more examples of adjective + noun combinations in each text. Compare your examples with a partner's.
- Adjectives can often be formed from other parts of speech. Copy and complete the table with the correct words. You may not be able to fill in all the gaps.


Adjective	Noun	Adverb	Verb
amazing	amazement	amazingly	amaze
special	...	...	...
incredible	...	...	...
delightful	...	...	...
funny	...	...	...
serious	...	...	...
original	...	...	...
creative	...	...	...

- Look back at the two texts in this unit and find **at least five** more adjectives. Add them to your table and then complete the other parts of speech (noun, adverb and verb) where possible.
- Notice that there are different possible endings for adjectives in English. Using the words from Activities D3 and D4, list some of these possible endings. Then think of **three** more examples for each ending.  
**Example:** *-ing: interesting, amazing, tiring, fascinating, boring*
- Choose **eight** adjectives from Activity D5, then combine them with nouns and use them in sentences of your own.  
**Example:** *That webzine was full of **interesting stories** and **ideas**.*  
 Complete the exercises in your **Workbook**.

ABC  
XYZ

**WORD TIP**


original = 1  
 INTERESTING: not the same as others;  
 2 FIRST: the earliest form of something  
 unique = 1 NOT THE SAME: different from everyone and everything;  
 2 SPECIAL: unusual and special;  
 3 BE UNIQUE TO: to exist in only one place, or connected to only one person or thing  
 Use either original or unique to complete the sentences in your **Workbook**.  
 Adapted from Cambridge School Dictionary 2008





Cambridge IGCSE English as a Second Language

## E Speaking: Showing preferences and making suggestions

-  **CD1, Track 2** Listen to Maria and Christos talking. How many different ways do they use to show a preference or to make a suggestion?
- Look at the audioscript in Appendix 3 and check the meaning of the phrases that are underlined.
- Think of more ways to show a preference and to make a suggestion. Copy the table below and add more phrases. Compare your answers with your partner's.

Showing a preference	Making a suggestion
I'd rather go ...	Why don't we go ... ?
	Let's go ...

- Usually when we **show a preference** for something or **make a suggestion**, we also give a **reason**. What reason does Maria give for wanting to go to the shopping centre later? What reason does Christos give for wanting to go to the shopping centre at the weekend?



**LANGUAGE TIP**

Look at how **preference** and **suggestion** phrases are followed by infinitive, *to* infinitive or *-ing* forms of the verb.

+ infinitive	+ <i>to</i> infinitive	+ <i>-ing</i>
Why don't we + do?	Would you like + to do?	What/How about + doing?
Let's + do	I'd like + to do	What do you think about + doing?
I suggest we + do	I('d) prefer + to do	I suggest + doing
Can't we + do?		
I think we should + do		
I'd rather + do		

Complete the exercises in your **Workbook**.

- Work with your partner. For each of the following examples, one of you makes a suggestion and the other gives a preference. Use a variety of phrases from the Language Tip, and support your suggestions and preferences with reasons.

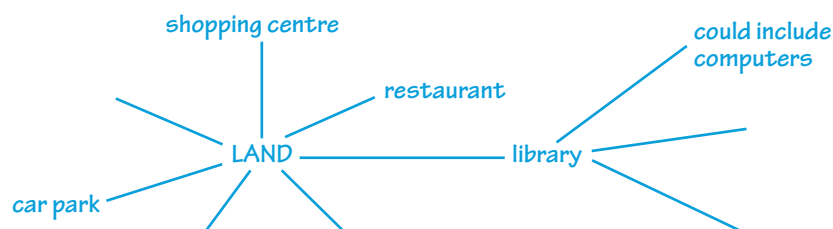
**Example:** Buying new trainers or a birthday present for someone.

**Maria:** *Why don't you buy those new trainers we saw in town?*

**Christos:** *No, I don't think so, Maria. It's my mum's birthday next month and I'd prefer to save my money for her present.*

- Going shopping or staying home to study.
  - Eating Italian or Japanese food in a restaurant.
  - Watching a film at the cinema or on TV.
  - Playing basketball or going swimming.
- A competition has just been announced. An area of land near your school is going to be developed. For the competition, you need to make a short speech to your school friends,

giving your preferences and reasons for the development of the land. Plan your speech. It might be helpful to write down some ideas, like this:



## F Reading

- 1 You are going to read a newsletter about a sports centre. There are six sections:

Welcome! [Opening hours](#) [Membership](#) [Facilities](#) [Focus on gyms](#) [Personal fitness](#)

In which sections do you think you will read the following information (a–f)? Why?

- Adults
  - and make you feel at home!
  - Olympic and children’s starter pools
  - increase your strength
  - reach your potential
  - Monday–Saturday
- Write a list of other information you would expect to find in each of the six sections. Write **two** things for each section. Give reasons for your choices.
  - Quickly read the Achileas Sports Centre newsletter and check your answers to Activities F1 and F2.
  - Read the newsletter in more detail and write answers for questions a–j.
    - How often is the newsletter published?
    - What time does the sports centre close on public holidays?
    - What is the cost for a family for a six-month membership?
    - How many swimming pools are there?
    - What non-sport facilities does the complex offer? Give **two** examples.
    - How many different ‘fitness goals’ are mentioned?
    - What do you need to do before the staff can design your personal-fitness programme?
    - How is your progress assessed?
    - What is the main goal of the sports centre?
    - What two things do all the ‘focus’ gyms offer?
  - Follow these instructions and design your own information leaflet.
    - Choose somewhere for your leaflet. It could be another sports centre, a shopping mall, an entertainment complex, or somewhere else of your choice.
    - Include **four** different sections of information, which could be similar to the ones you have seen here, or different ones.
    - Write about **50 words** for each section.
    - Write **two** questions per section (total **eight** questions) for your partner to answer.



### TOP TIP

Making suggestions and expressing preferences about a particular topic are important aspects of speaking effectively. Although it is important to speak accurately (and using set phrases like the ones in this unit will be very helpful) in order to ensure that no misunderstandings take place, the most important thing is to talk confidently. Also, try to avoid using slang expressions (say *yes* not *yeah*) and vocabulary, and single-word answers to questions.